

# Intelligent Communication Systems India Ltd. (ICSIL)

Administrative Building, 1st Floor, Above Post Office  
Okhla Industrial Estate, Phase-III, New Delhi-110 020

**Advt. No: ICSIL/RC/10-A/DCCWS/HelperMTS/2026-27**

**Date: 18/06/2026**

Online applications are invited for the post of “Helper/MTS” purely on Contractual Outsourced basis to be deployed in **Delhi Consumer Cooperative Wholesale Store Limited (DCCWS) Delhi** for a period of four months.

The candidate shall apply online through ICSIL website, [www.icsil.in](http://www.icsil.in) (under Career section) within a **window time slot given below:-**

**Opening time 6:00 PM on 22/06/2026**

**Closing time 6:00 PM on 25/06/2026**

**Note: Candidate may apply for any job through ICSIL website only after depositing one time registration fee of Rs. 590/- (Non-refundable).**

## Details of Post:-

Post Name and No. of post	Educational Qualification	Age Limit	Nature of work	Remuneration (PM)
Helper/MTS (75Nos.)	10 <sup>th</sup> Pass	Minimum 21 Years	To work at liquor vends of DCCWS like filling and arranging beer bottles in the cold rooms. Arranging liquor bottle at display racks etc. Ensure smooth operation at various liquor vends.	Rs. 18,494/-

## How to apply:-

1. Candidates are advised to go through the link [How to apply for current Jobs](#) which is available on Current Job section under Career tab.
2. Candidates are advised to enter complete details of their Educational Qualification (starting from high School to Highest level of qualification) and experience in their profile.
3. In order to apply for a post the candidate's profile must match the eligibility criteria mentioned in the advertisement for the post.
4. Candidates can update their profile.
5. For queries/assistance in this regard, may please contact the below mentioned officer.

## Terms & Conditions

1. The interested applicants are advised to go through the Eligibility Criterion carefully and ascertain themselves regarding their eligibility.
2. i) **In case number of eligible applicants is disproportionally exceed number of positions, then shortlisting of applicants for interview may be on made on the basis of any criteria as deemed fit and found to be rational.**

3.
  - ii) The short listing of candidates for the panel will be based on scrutiny of documents of their age, qualification, experience, etc. and as found eligible as per prescribed criteria and subsequent interaction/interview of the candidate with the department.
  - iii) Finally selected candidates by the department shall be considered for deployment on a purely contractual/outsourced basis for a fixed period or till expiry of contract or till regular incumbents join posts.
4. ICSIL does not guarantee deployment of all shortlisted candidates.
5. No TA/DA will be provided to candidates for appearing for the interaction/documents verification etc.
6. The place of deployment will be anywhere in Delhi/NCR. They may work in shift(s)/rotational basis as per departmental requirement. No extra conveyance will be paid by ICSIL.
7. Candidates must produce original documents in respect of DOB, Qualification and Experience as per eligibility criteria on the date of document verification and interview/interaction; otherwise they will not be allowed to appear in the interview/interaction.
8. Candidates must bring 1 set of photocopies of all relevant documents and 2 photographs.
9. The details of the candidate in the application form must be the same as mentioned in Class 10th Certificate and PAN Card and Aadhar Card. In case the candidate has changed his/her name subsequent to Class 10th, the evidence to that effect should be furnished at the time of interaction/documents verification also.
10. Canvassing in any form shall disqualify the candidate. No candidate is permitted to influence the recruitment process by approaching any official of the organization directly or indirectly. This includes, but is not limited to, seeking recommendations, lobbying through intermediaries, or attempting to gain favor through political, personal, or other means. Any such act will lead to immediate disqualification from the current recruitment process and may also affect the candidate's eligibility for future opportunities with the organization.
11. ICSIL has right to accept or reject the application(s) without assigning any reason thereof.
12. ICSIL has the right to withdraw this advertisement at any time without any notice.
13. Incomplete application shall be summarily rejected.
14. Candidate must keep on watching our ICSIL website ([www.icsil.in](http://www.icsil.in)) for any corrigendum/notification in respect of this vacancy.
15. In case at any stage of recruitment process the documents/information provided by the candidate is found fake or misleading, his/her candidature is liable to be rejected.
16. **Fifteen (15) days salary** to be deducted from the selected candidate as security in two parts i.e. 50% in first month and 50% in second month. This shall be refunded to the candidate with saving bank interest as applicable after comply with following:-
  1. **No Dues certificate is received from the client department.**
  2. **After completing contractual liabilities with ICSIL as per appointment letter.**
17. The engagement is purely on a contractual/temporary basis for a fixed period and does not guarantee any claim for regular appointment in the organization.
18. The selected candidates will be engaged under specific project/scheme as per departmental requirements, and statutory compliances will apply as per the laws of the land.
19. The selection may include personal interview/skill test, or written test, depending on the position.
20. Mere appearance in the interview does not guarantee selection.
21. The decision of the interview panel/committee shall be final and binding.
22. Candidates are expected to maintain professional behaviour during the process.
23. Any form of misconduct or indiscipline may result in disqualification.

**For queries/assistance in this regard, may please contact the below mentioned officer:**

**Front Desk Officer**

Intelligent Communication Systems India Ltd.

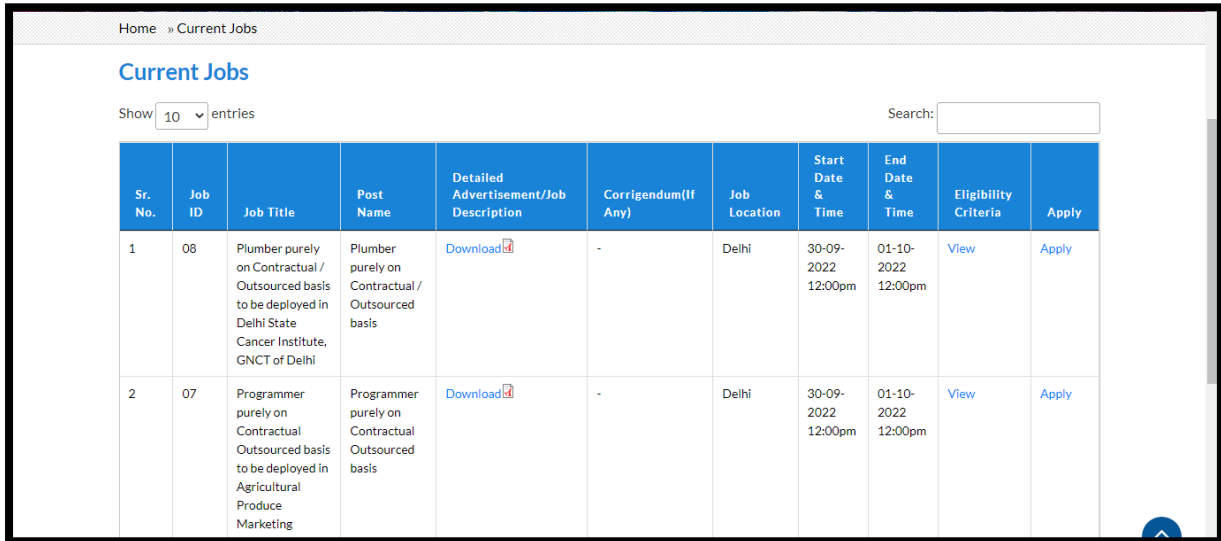
Administrative Building, 1st Floor, Above Post Office,  
Okhla Industrial Estate, Phase – III, New Delhi-110020.

Phone Number: - 011-40538951

# Application Guide v1.0

## 1. How to apply for Current Job

Candidate can apply for a job by visiting “Current Job” under Careers Tab on official website of ICSIL <http://icsil.in/>, Candidates are advised to read the Detailed Advertisement first, if eligible then User Can click on Apply button which will re-direct the user to the applicant sign in/ Sign up page.



Sr. No.	Job ID	Job Title	Post Name	Detailed Advertisement/Job Description	Corrigendum(If Any)	Job Location	Start Date & Time	End Date & Time	Eligibility Criteria	Apply
1	08	Plumber purely on Contractual / Outsourced basis to be deployed in Delhi State Cancer Institute, GNCT of Delhi	Plumber purely on Contractual / Outsourced basis	<a href="#">Download</a>	-	Delhi	30-09-2022 12:00pm	01-10-2022 12:00pm	<a href="#">View</a>	<a href="#">Apply</a>
2	07	Programmer purely on Contractual Outsourced basis to be deployed in Agricultural Produce Marketing	Programmer purely on Contractual Outsourced basis	<a href="#">Download</a>	-	Delhi	30-09-2022 12:00pm	01-10-2022 12:00pm	<a href="#">View</a>	<a href="#">Apply</a>

Figure-1

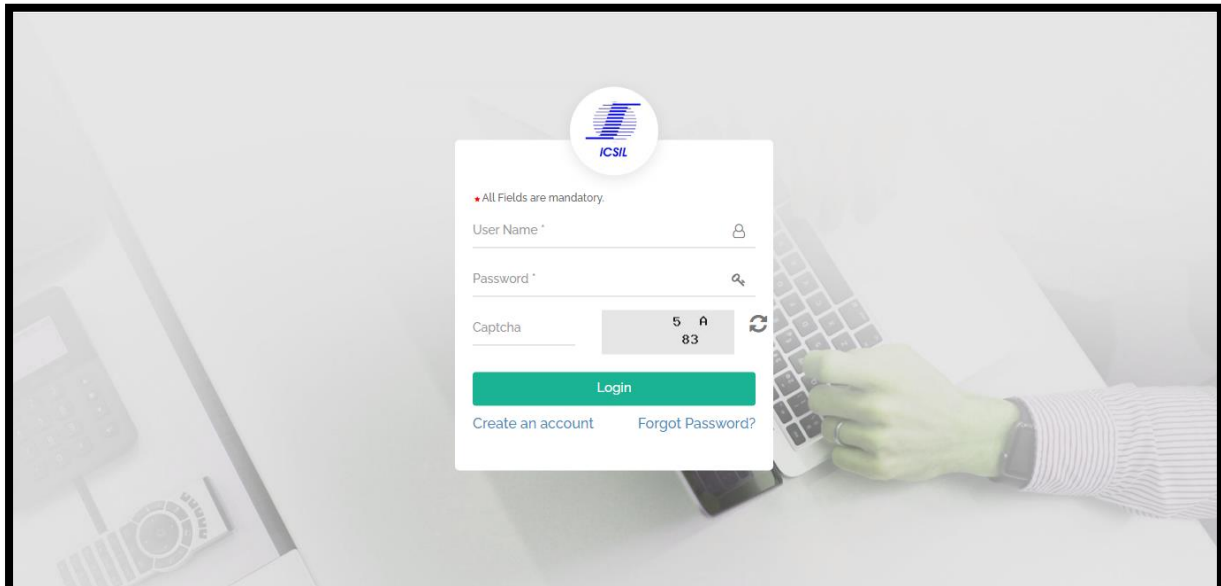


Figure-2

## Application Guide v1.0

For the first time user, can create a new account by clicking on “*create an account*” hyperlink text, which will redirect the user to applicant signup form wherein applicant needs to make necessary entry and email ID and mobile Number verification through OTP as shown in Figure-3

Existing users can login by entering their username, Password and Captcha as shown in the [Figure-2](#)

### 1.1 Applicant Sign Up:

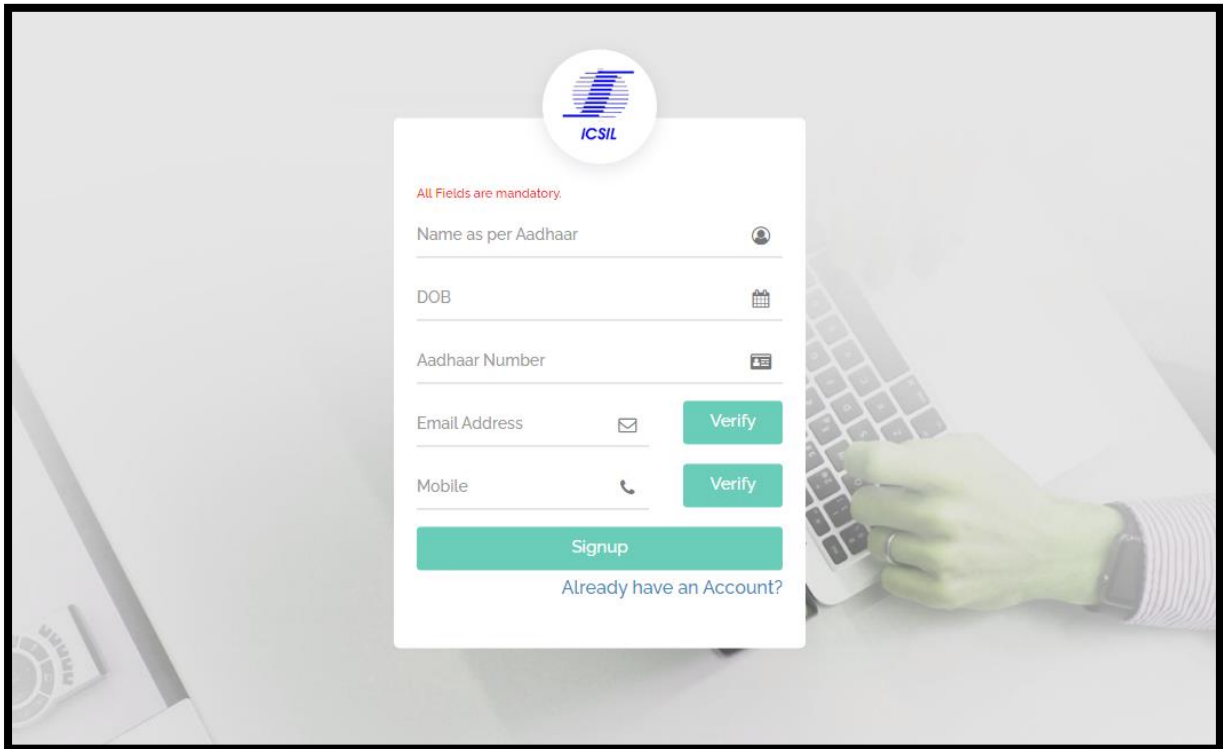


Figure-3

Once the applicant clicks on create an account, he will be re directed to the sign-up page as shown in [Figure-3](#).

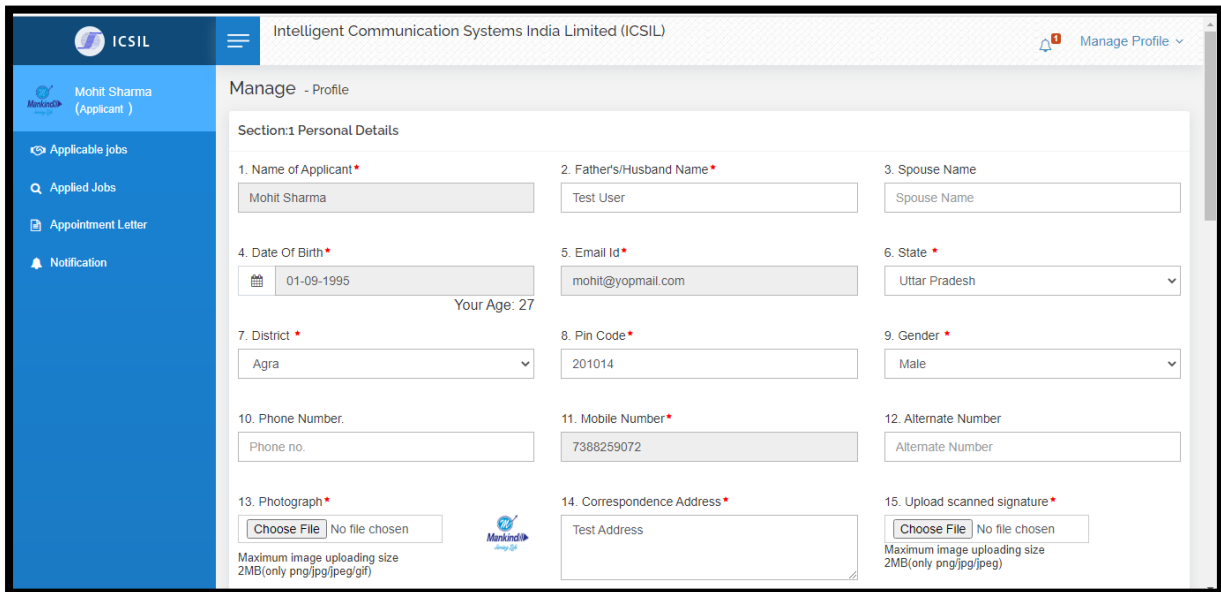
#### Step to create an account:

- Fill in the mandatory details in the fields available in the signup page (Name as per Aadhar, Date of Birth, Aadhar Number, email address & Mobile Number)
- To verify the email address, click on Verify Button in front of email address (One time Password will be sent to the filled email, Use the OTP Sent to verify your email address.
- To verify the Mobile number, click on verify button in front of mobile number (One time password will be sent to the shared mobile Number), Use the OTP sent to verify your mobile number.
- Once the required/mandatory filed are being filled and verified click on Sign-Up button to create an account.

## Application Guide v1.0

- User Name and Password will be shared to the applicant to their verified Mobile number and Email address.
- User can login into his/her account using the user Name and password shared on his/her Mobile number and Email address.

## 2 Applicant Dashboard



The screenshot shows the 'Manage - Profile' page for an applicant named Mohit Sharma. The page is titled 'Intelligent Communication Systems India Limited (ICSIL)'. The left sidebar contains navigation options: 'Applicable Jobs', 'Applied Jobs', 'Appointment Letter', and 'Notification'. The main content area is titled 'Section:1 Personal Details' and contains 15 fields for profile information:

Field ID	Field Name	Value
1.	Name of Applicant *	Mohit Sharma
2.	Father's/Husband Name *	Test User
3.	Spouse Name	Spouse Name
4.	Date Of Birth *	01-09-1995 Your Age: 27
5.	Email Id *	mohit@yopmail.com
6.	State *	Uttar Pradesh
7.	District *	Agra
8.	Pin Code *	201014
9.	Gender *	Male
10.	Phone Number.	Phone no.
11.	Mobile Number *	7388259072
12.	Alternate Number	Alternate Number
13.	Photograph *	Choose File   No file chosen Maximum image uploading size 2MB(only png/jpg/jpeg/gif)
14.	Correspondence Address *	Test Address
15.	Upload scanned signature *	Choose File   No file chosen Maximum image uploading size 2MB(only png/jpg/jpeg)

Figure- 4

- Once the applicant logs in to his/her account using the username and password then He/She will be redirected to the profile section.
- User needs to update the mandatory fields in the profile section to view and Apply Job
- Candidates are advised to make complete details of their educational qualification and experience in their profile. Applicable Jobs will be visible based on profile of the candidate.
- Candidates can update their profile.

# Application Guide v1.0

## 2.1 Applicable Jobs

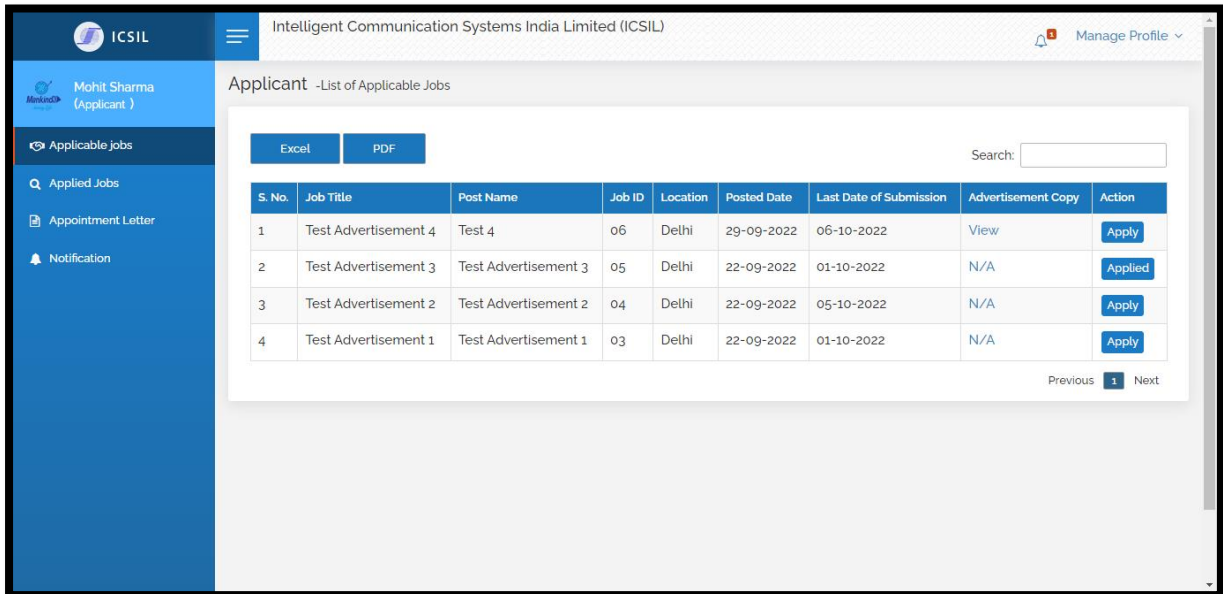


Figure-5

### Step to apply for a currently available Job:

- Click on the apply button under action tab for the job the user wants to apply
- Applicant will be re directed to the application form for the job applying.

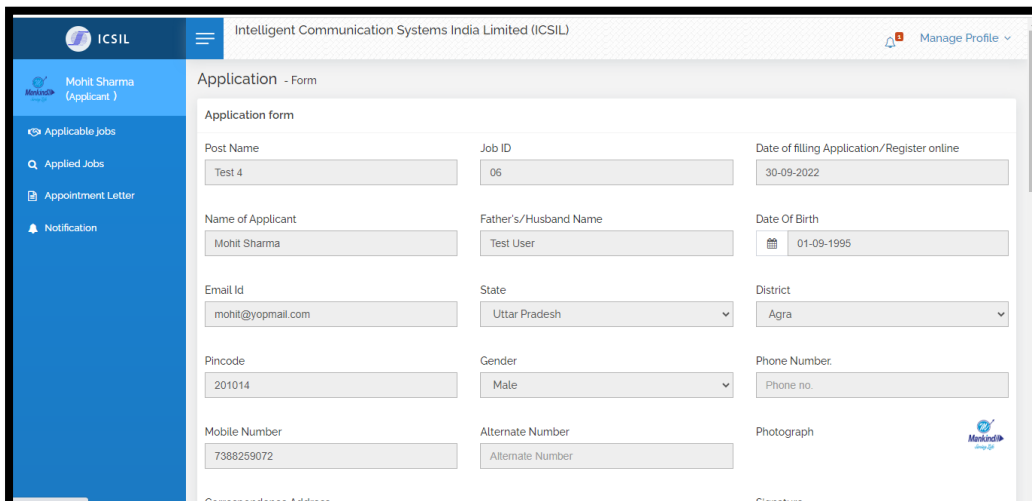


Figure- 6

- User can validate the pre-filled details in the application form which were saved by the applicant while updating the profile.
- User can edit the details by clicking on Edit button, which will redirect the user to his/her profile section.

## Application Guide v1.0

- Once all the details are, being verified user can submit the details by clicking on submit button.

### 2.2 Applied Jobs

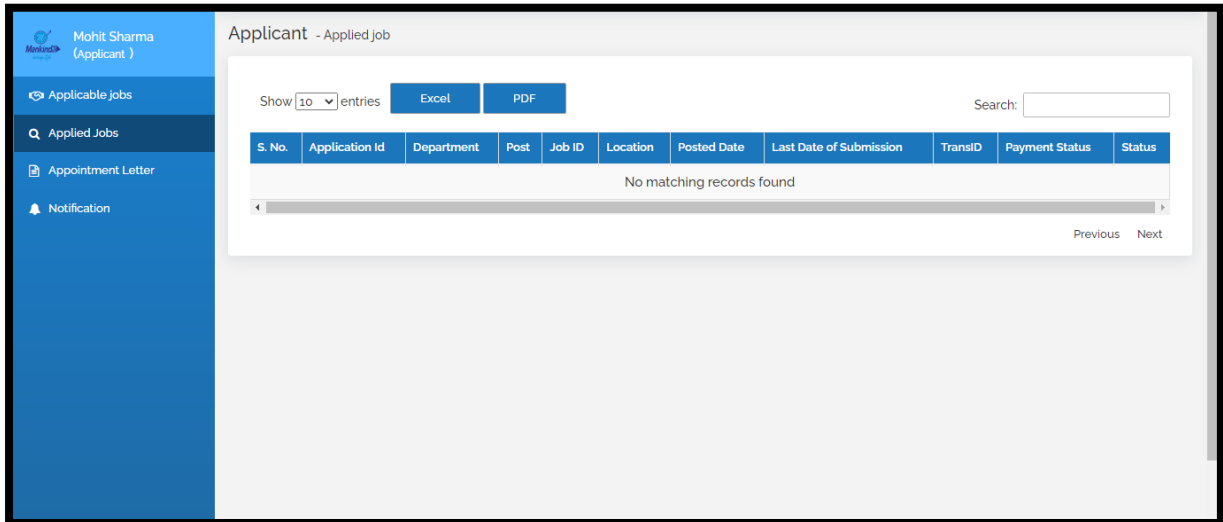


Figure – 7

User can view the list of all the applied jobs in applied jobs section in the user panel.

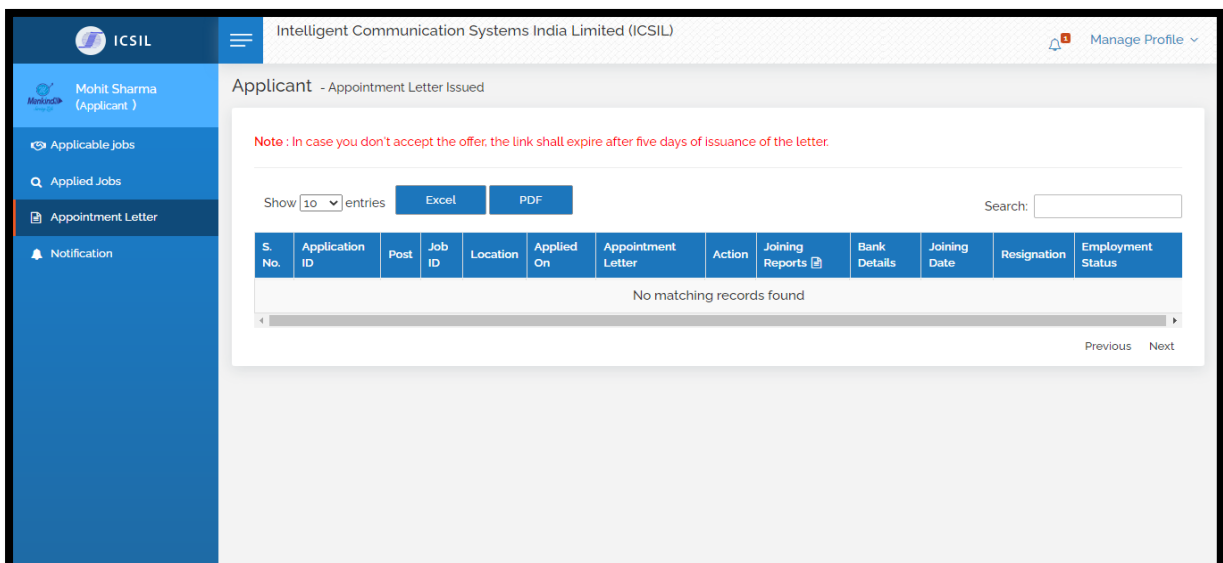
**Excel**

: - Excel button enables the user to download all the applied job list in .xls format

**PDF**

: - PDF Button enables the user to download all the applied job list in PDF format

### 2.3 Appointment Letter



## Application Guide v1.0

Figure – 8

Once selected, applicants can view their appointment letter generated for the job applied in the Appointment letter section of the user panel.

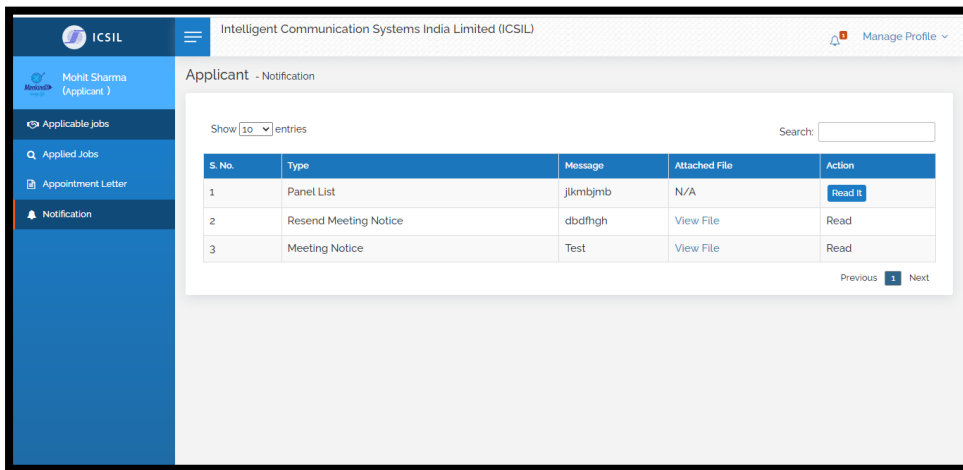
**Excel**

:- Excel button enables the user to download all the appointment letter generated for the applied job in .xls format

**PDF**

:- PDF Button enables the user to download all the appointment letter generated for the applied job PDF format.

### 2.4 Notification



S. No.	Type	Message	Attached File	Action
1	Panel List	jlkmbjmb	N/A	<a href="#">Read It</a>
2	Resend Meeting Notice	dbdfhgh	<a href="#">View File</a>	Read
3	Meeting Notice	Test	<a href="#">View File</a>	Read

Applicant can view all the notification under Notification section of User panel.

Thank you

